

COLORS

The Advantage Garage Door is available in four color choices: Arctic White, Almond, Sandtone and Deep Brown. Although these doors should not need repainting, if a custom color is required, our paint system provides an excellent base for any field applied paint.



Arctic White



Almond



Deep Brown



Sandtone

SIZES

Standard Widths:

8', 9', 10', 16', and 18'.
Special order widths are available up to 18'.

Standard Heights:

6'6", 7', 7'6", 8'1". (7'6" and 8'1" are 5 sections high)

Number of Panels Across

Up to 10' wide - 4 panels
12' to 14' wide - 6 panels
15' to 18' wide - 8 panels

CUSTOMIZE YOUR DOOR WITH WINDOWS


Advantage Garage Doors are available with windows and a variety of design trim. Choose Standard windows or add Sunburst, Sherwood, Colonial or Cathedral trim – or choose the new Cascade or Waterton inserts. Several suggested arrangements are shown at right, however, other arrangements may be available. (Note: Sunburst 2 Panel is only available in limited sizes.)

- Choose single-pane or double-pane glass (insulated with 1/4" of sealed airspace).


- Weather-proof vinyl frames are fastened with screws from the inside of the door for added security and easy replacement of glass.

- Color matched frames and design trim offer a clean, finished look.


- Trim inserts utilize a "snap-in" design for easy removal to clean glass.




Sunburst 4 Panel




Sunburst 2 Panel




Cascade




Waterton




Colonial



Cathedral



Sherwood



Standard

LIFETIME LIMITED WARRANTY

In addition to the standard One Year Limited Warranty offered on all its products, General Doors Corporation warrants the door sections of its Advantage model door against deterioration due to rust resulting from the paint finish cracking, splitting, or peeling in residential single family installations for as long as original purchaser owns his home. If your garage door does not conform to these warranties, notify the dealer from whom the door was purchased. If any door sections are found defective upon inspection by an authorized General Doors representative, General will replace or repair, at its option, the defective sections.

This warranty covers door the section(s) only, and does not apply to the other parts of the garage door or its operating hardware. This warranty also does not apply to any damage or deterioration caused by abuse, improper installation or handling, applied paint failure or failure to provide reasonable or necessary maintenance, alterations and/or additions to door, presence of foreign substances or atmospheric conditions including but not limited to coastal areas subject to excessive salt atmosphere. Labor charges for installations shall be the responsibility of the owner. General Doors is not liable for consequential or incidental damages, or for any other direct or indirect cause.

All warranties express or implied, including any warranty of merchantability are hereby expressly excluded.

This warranty gives you specific legal rights and you may also have other rights which vary from state to state.

DISTRIBUTED BY:

GENERAL DOORS
Corporation
Manufacturers of Overhead Doors
One Monroe Street (at Radcliffe), Bristol, PA 19007-0205
www.general-doors.com

GENERAL DOORS CORPORATION



THE ADVANTAGE INSULATED STEEL RAISED PANEL GARAGE DOOR

The General Advantage ...
a door that unites contemporary
technology with classic elegance.

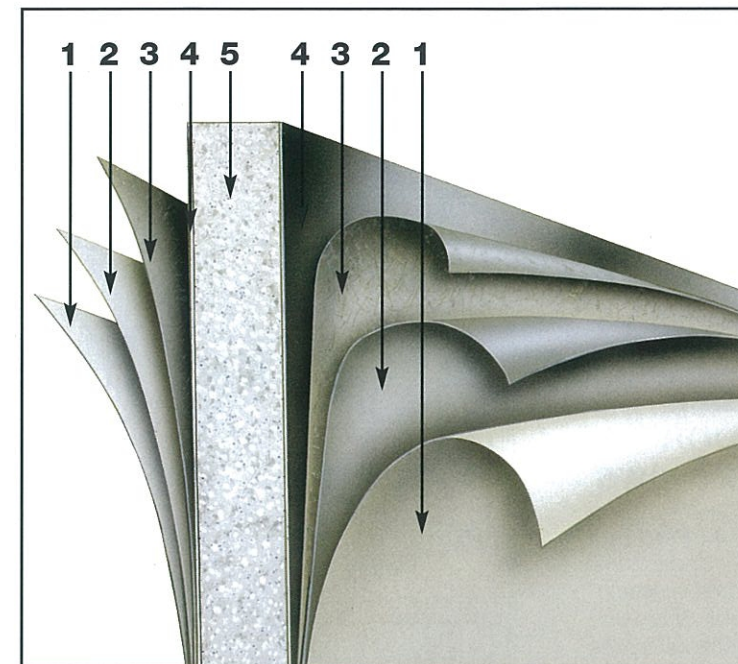
FEATURES

- A finely detailed woodgrain surface with a deep, well-defined raised panel design.
- Durable, 2 coat, baked-on polyester finish – inside and out. The bright, white color matches many commonly used trim paints.
- 1-3/8" thick polystyrene insulation bonded between two skins of 26 ga., heavy-duty, hot-dipped galvanized steel.
- Thermal break between inside and outside skins.
- A Lifetime Limited Warranty ... backed by General Doors – a company that's been building quality garage doors for the professional installer since 1947.

THE GENERAL DOORS' ADVANTAGE INSULATED STEEL RAISED PANEL GARAGE DOOR



Above: This cross section (shown without end caps) illustrates the thermal break and our unique double, tongue-in-groove joint, providing the tightest seal in the garage door industry.



HERE'S WHY WE CAN OFFER A "LIFETIME RUST-THROUGH WARRANTY"

A standard feature of The Advantage is our tough, anti-corrosion protection – inside and out.

1. Baked-on Polyester Top Coat.
2. Primer Coat.
3. Hot-dipped Zinc Coat (Galvanized).
4. Base Steel.
5. 1-3/8" thick Polystyrene Inner Core.

Above: This U-shaped vinyl weather seal runs the entire length of the door. It is designed to help keep out inclement weather and increase energy efficiency.

Above Center: A Two-Car Door with standard windows.

APPEARANCE

- Authentic, raised panel look is achieved by a deeply embossed design, with panel sizes and spacing proportionate to each door size.
- Each panel is precisely embossed to give the look of real wood, yet provides the durability and easy maintenance of steel.
- Pre-painted in white, our galvanized steel endcaps provide a clean finished appearance.

ENERGY SAVING INSULATION

- Stable core of 1-3/8" expanded polystyrene guarantees a permanent insulation value. (R value = 5.9)
- Closed-cell foam gasket between inside and outside steel skins acts as a thermal barrier to reduce transfer of heat or cold.
- No wood or metal separators to conduct heat or cold.
- Our unique, double tongue-in-groove joint provides the tightest seal in the door industry - keeping out wind, snow and rain.
- A vinyl weather seal compensates for minor floor irregularities.

CONSTRUCTION

- Both steel skins are rust-proofed with hot dipped G-60 galvanizing, then finished with a primer coat and baked-on polyester top coat.
- Steel/foam/steel sandwich construction is permanently pressure bonded using state-of-the-art adhesives.
- Construction provides exceptional strength, stability and a substantial, solid feel during operation.

HEAVY DUTY HARDWARE

- Full leaf, heavy gauge hinges offer superior strength and years of trouble-free operation.
- Security is assured with a chrome handled 5 pin cylinder lock and full-width steel lock bars to hold door secure at both sides.
- Heavy duty track with a unique elliptical curve provides a smooth, easy operation.

