

ARTISAN
CUSTOM DOORWORKS
Beyond Elegance



Symphony
SERIES OF FINE VINYL CARRIAGE DOORS



SYMPHONY SERIES COLLECTIONS



Our Symphony Series combines the attractive appearance of historic wood carriage doors with the modern convenience of cellular vinyl. Expertly built by hand, Symphony is constructed using precision-milled cellular vinyl face boards and insulated steel framing to create the perfect blend of detailing, durability and thermal-efficiency. An extraordinary design portfolio and wide array of styling options, including custom color availability, give Symphony the kind of unique charm and architectural character that any fine home would be worthy of.

Elegant Carriage Door Designs

The Symphony Series is available in Swing, Bifold, and Trifold designs reminiscent of historic carriage doors.

Standard and Custom Sizes

Choose from 7ft, 8ft, and 9ft heights in both single and double wide configurations to fit new or existing openings, or specify a custom size.

Low Maintenance

Symphony's exterior face boards have consistent quality throughout and resist moisture, cracking, insects and decay for minimal upkeep.

Excellent Durability

Symphony features outstanding impact resistance and dimensional stability for all types of climates and surroundings.

No Visible Fasteners

Hidden fastening techniques and dependable bonding methods result in clean, mark-free exterior surfaces.

Energy Efficient

Insulating properties of cellular vinyl face boards and steel foam core frame combine for calculated R-value of 8.2.

Easy-Care Finish

Multi-Step factory finish seals and protects while adding a rich, white luster for easy care and cleaning.



*SY-SW-8L-ZB-2BP Standard Designer White Color Shown.
Decorative Hardware Optional.*




SYMPHONY SERIES—VINYL CRAFTED THE ARTISAN WAY

Symphony is uniquely defined by its remarkable wood-like appearance and low maintenance features. Using the same rigorous manufacturing standards as our wood carriage door offerings, Symphony is milled and handcrafted the Artisan way, which results in milled edges that have sharp definition, and joinery that has flush, weather-tight qualities. To create even more richness, Symphony is coated at the factory with our easy-care finish to seal and protect the exterior while producing a smooth, white luster that's both durable and beautiful.



SY-BF-8L-AT-4BP Standard Designer White Color Shown.

Window sections feature authentic look of historic wood carriage doors.




- 1) 1 1/4" window grille with profiled edges and banding create the look of true divided lites.
- 2) Section height of 28" allows for glass pane size to mimic traditional window styles.

Custom color shown.

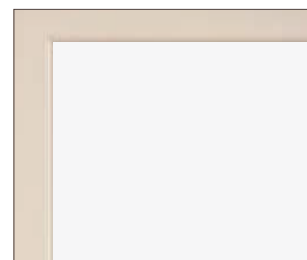
Choose from three different panel styles to coordinate with the surrounding architecture. Factory-applied custom colors shown.*



Classic tongue and groove boards are milled with beaded edges.



Solid raised panels add a touch of elegance.



Flat panels are the perfect choice for battens, bucks or cross rails.


* Factory-applied custom colors are formulated with heat-reflective paint that is designed specifically for vinyl.



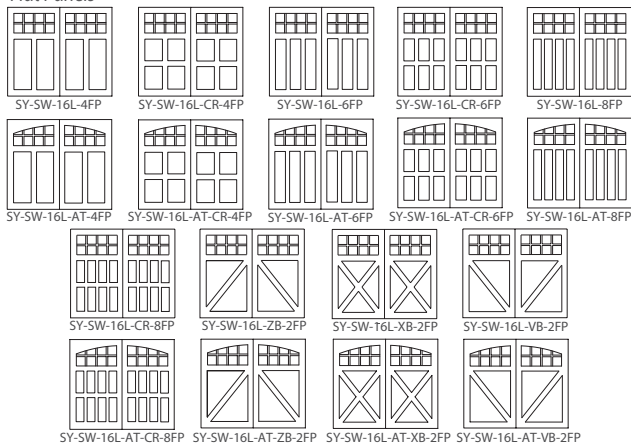
SYMPHONY SERIES—DOOR GALLERY

Swing Style 16 lites shown, others available.

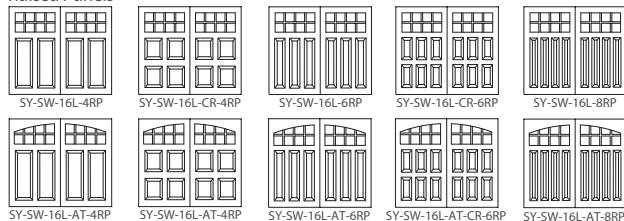
Tongue and Groove Beaded Panels



Flat Panels

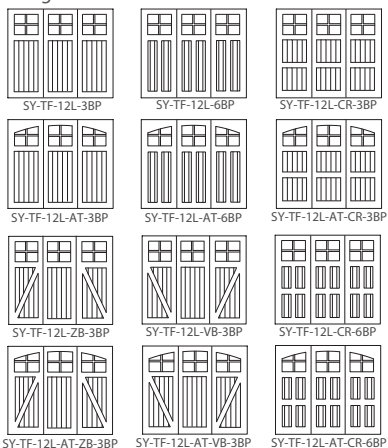


Raised Panels




Trifold Style 12 lites shown, others available.


Tongue & Groove Beaded Panels



Flat Panels




Raised Panels

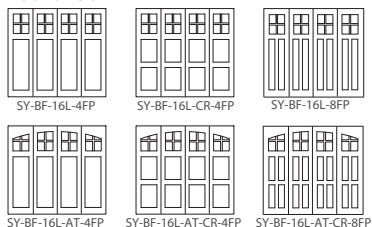


Bifold Style 16 lites shown, others available.

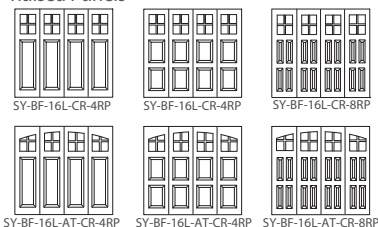
Tongue & Groove Beaded Panels



Flat Panels

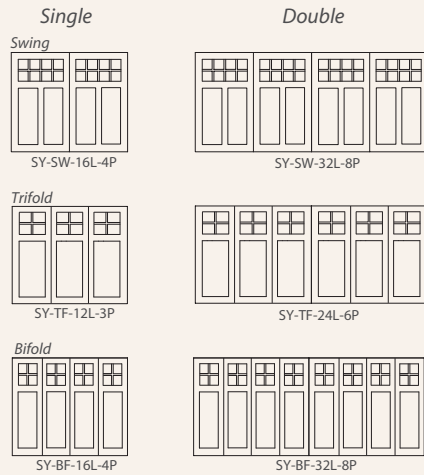


Raised Panels





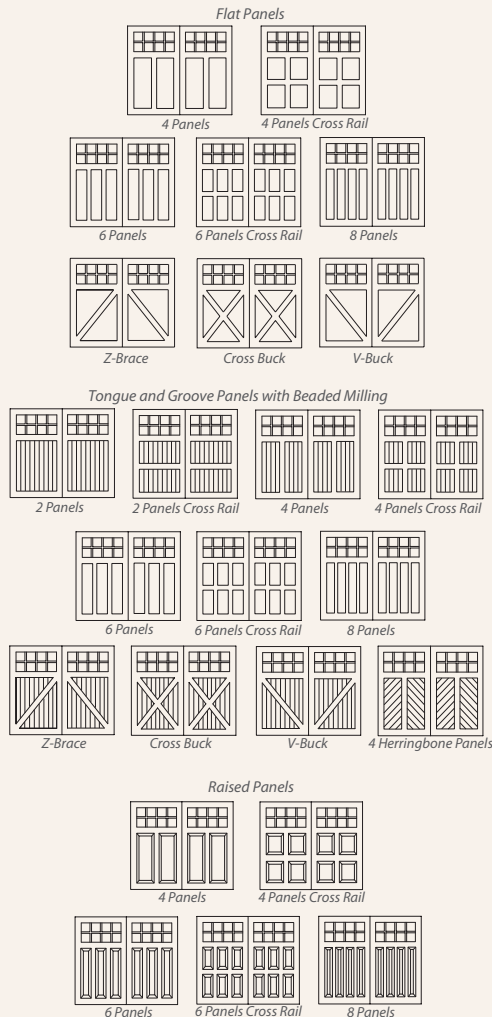
DOOR TYPES & SIZES (Examples)



Door Style	No. of Panels Across		
	Swing	Trifold	Bifold
Single Doors	2, 4, 6	3, 6	4, 8
Double Doors (>12' wide)	4, 8, 12, 16	6, 12	8, 16

PANEL & TRIM

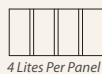
OPTIONS (Shown in 16 lite Swing Styles)



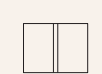
WINDOW PATTERNS

Arches and solid tops also available.

Group A Swing Styles



Group B Trifold, Bifold Styles




ARTISAN DECORATIVE HARDWARE

Hand-forged with black powder coated finish. Available in two thicknesses: 1/4" and 3/16". Specify aluminum for seacoast environments.

Strap Hinges: Straight or Arched

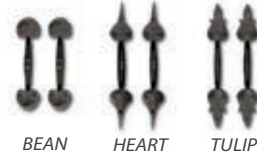


Latches



NOTE: LATCHES 1/4" THICKNESS ONLY

Pull Handles

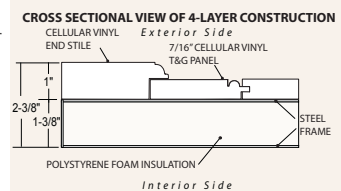


DOOR STOPS

Cellular vinyl door stop is optional. Specify vinyl seal color: white, sandtone, gray, brown.

DOOR SPECIFICATIONS & CONSTRUCTION

- Frame consists of 4-layer construction, 1-3/8" thick double-sided 24 gauge steel insulated flush frame with baked-on polyester paint finish, and 1" thick cellular vinyl overlay trim boards for overall thickness of 2-3/8".



- Face boards are mechanically-fastened together using hidden pocket hole screws for weather-tight joints, then are bonded to the steel frame. Face board dimensions: 5-3/4" end stiles/window rails; 7-1/2" bottom rail.
- Window grilles are 1-1/4" wide cellular vinyl with milled profiled edges.
- Top section height is 28". 3-sections high for 7' models, 4-sections for 8'.
- L-shaped bottom aluminum retainer and rubber seal.

WIND LOAD TESTING

Symphony can be used for coastal applications with upgraded hardware to meet specific wind code requirements.

TRACK SIZES AND FINISHES

Sizes: 15 radius (18 in headroom); 20 radius (23 in headroom); 32 radius (35 in headroom); 6 in low (10 in headroom); 3 in low (7 in headroom); Hi-lift (call factory). Headroom for door and electric opener. Available in powder coated finish: white, black and antique copper.

EASY-CARE FINISH & CUSTOM COLORS

Easy-care factory finish comes standard in Designer White with a medium gloss, and is also available in custom colors. For custom color matching, submit to Artisan a color sample and name of the paint manufacturer. Custom factory colors are formulated with heat-reflective paint to minimize solar heat gain on the exterior surfaces.

FIELD PAINTING

If desired and necessary, use a high-quality latex paint suitable for vinyl and follow the manufacturer's instructions. WARNING: FIELD-APPLIED PAINT COLORS OTHER THAN WHITE WILL INCREASE THE UV HEAT GAIN AND MAY CAUSE DISTORTION AND/OR DELAMINATION, THUS VOIDING THE WARRANTY. ARTISAN IS NOT RESPONSIBLE FOR PAINT MANUFACTURER'S PERFORMANCE CLAIMS.

GUARANTEED FOR QUALITY

Artisan offers a 5-year limited warranty on Symphony.



SY-TF-18L-AT-3BP Features trifold look with arch top and tongue and groove panels with beaded milling .

ARTISAN
CUSTOM DOORWORKS

www.artisandoorworks.com

975 Hemlock Road | Morgantown, Pennsylvania 19543 | 888.913.9170 | F: 610.913.6036

*Front Cover Photo: Symphony Series SY-SW-16L-XB-2B.
Optional Decorative Hardware: Heart Style.*